



Making an outbound call from your PC has never been easier than with the highlight & dial feature of Dial Helper. Dialing automatically from a number on screen saves a great deal of time and cuts out any mistakes.

Dial Helper user can highlight a number they see on the screen and initiate a telephone conversation either by pressing the hot keys (CTRL + SHIFT + D). For web-based applications that can handle "Callto" URL-s one click on the phone number will initiate the call – no need to use the CTRL + Shift + D keys.

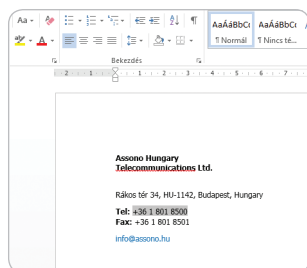
You can highlight a number in most of your applications and PC tools:

- E-mails (MS Outlook, Gmail, Freemail, etc.)
- Directories (contacts, telephone directories)
- Web browser (Google Chrome, MS Internet Explorer, Mozilla Firefox, Opera, etc.)
- Document (Word, Excel, Power Point, etc.)
- CRM, ERP or other software products
- MS Office: Excel, PowerPoint, Word, Outlook, stb.
- Free office software: OpenOffice, LibreOffice

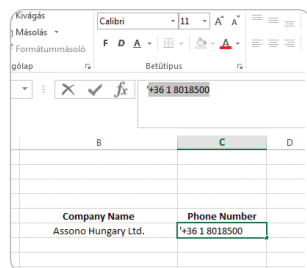
- Adobe Reader
- Windows text document

Dial Helper is a smart application used to make communications simpler and easier when working with a PC. All you need to do is drag a telephone number from any application\* running on your PC. You don't need to memorize a phone number to make a call from a desktop phone. You can even reduce the chance of making a mistake while pressing your phone buttons.


All you need is Dial Helper and an IP (SIP) phone. (For a list of supported IP phones see the Technical Specs.) Your IP phone can be connected to any type of IP PBX, IP centrex or VoIP line. Dial Helper controls your IP phone directly.



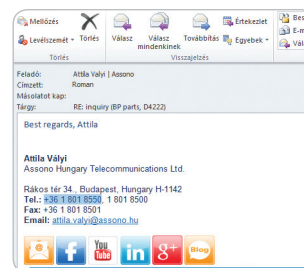
Word processor



Spreadsheet



Web browser



E-mail

\* Applications that support the clipboard



The software is very flexible when it comes to handling phone numbers stored in various formats. No matter where you inserted a space or a hyphen between the digits. Phone numbers can start with the traditional + character or with a 00 (international) prefix or area codes.

### Easy installation

Installing Dial Helper is an easy task for any IT specialist. An internet connection is only needed during installation. After the registration of the license has been completed the software can be used offline if required. Depending on whether the IP phone is connected to a PBX or directly to a VoIP line, prefixes for local, long distance or international calls can be set up during installation.

### Benefits



**Application Compatibility** – Dial Helper works with virtually any application, from websites and e-mails to documents, spreadsheets, databases, CRMs and ERPs.



**Reduces Misdials** – Eliminate human error from dialing and increase call efficiency.



**Convenient** – From agents to busy executives, click-to-dial simply makes calling easier. You don't need to organize and browse through your contacts. Instead, just search in any directory or document, or even select an e-mail of your partner, highlight his or her the telephone number and call!



### Specifications

Supported Operating Systems:

- Windows XP (.NET 4.0 required)
- Windows 7 (.NET 4.0 required)
- Windows 8 és 8.1 (.NET 4.0 s required)

Supported IP phones:

- Mitel/Aastra 67xx, 68xx SIP phones
- Yealink SIP-T19(P), T21(P), T22P, T23P, T23G, T26P, T28P, T29P, T32G, T38G, T41P, T42G, T46G, T48G, VP530



Assono Hungary Telecommunications Ltd.  
Rákos tér 34, HU-1142 Budapest, Hungary  
Phone: +36 1 801 8500, Fax: +36 1 801 8501  
E-mail: info@assono.hu, www.assono.eu

© 2015 Assono Hungary Ltd. Pictures for illustration purposes only.  
Specifications and features are subject to alteration without notice.



gold  
partner



Gold  
Partner

